



TEACHERS NOTES
CROSS CURRICULAR
ACTIVITIES

THE
PINK PANTHER™ 2

AT CINEMAS FEB 13

The Pink Panther 2, the movie ©2009 MGM Pictures Inc.
and CPII. THE PINK PANTHER and associated characters™
& ©2009 MGM Studios Inc. All Rights Reserved.



CROSS-CURRICULAR ACTIVITIES

These detective activities are aimed at children from Year 3 to Year 6 and can be adapted to suit each age group accordingly. Many of them link in with literacy requirements, especially speaking and literacy.

The following lessons can be used as independent classroom activities, or as extension detective themed activities to use alongside the lessons in the Numeracy and Science resource packs provided.

LITERACY LESSONS


ACTIVITY 1: POLICE REPORTS

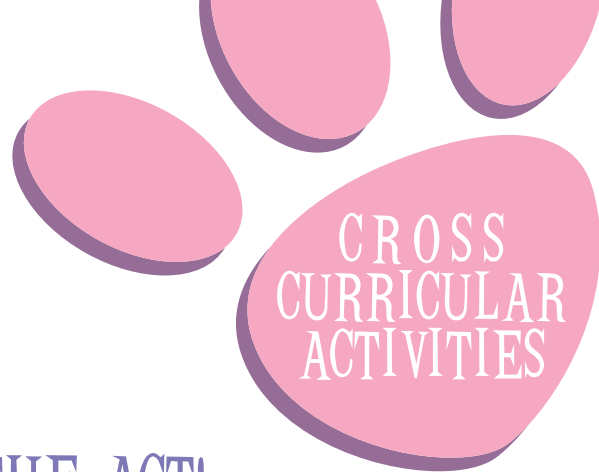
Present pupils with the following scenario: Your pupil detectives have been on the museum robbery case for a while now. They've collected a lot of notes during their investigations and now they need to write up their notes in the form of a report for Inspector Clouseau.

Discuss the key features of this writing genre with them and share ideas about how they could use them in writing a police report.

You will need:

- ◆ Footage from the film to help sequence key events displayed on the IWB – find footage at www.pinkpanther2.co.uk
- ◆ Word bank with names of characters, time connectives
- ◆ Thesauri
- ◆ A selection of report writing examples in different formats (from newspapers, clips from news reports etc).
<http://news.bbc.co.uk/cbbcnews/default.stm>





ACTIVITY 2: COURT IN THE ACT!

Set the scenario: Your pupils have to imagine they are representing the accused in court. As lawyers, they'll have to convince the jury that their client is innocent. They should draw on the clues they've collected as evidence in previous activities. This could then lead to discussions, a debate or role playing. The children could work in groups to identify key points for their debate.

ACTIVITY 3: SCENE STEALERS 1

Use the movie website to find out names of characters and study footage to act out. Give the children character roles to play and, having shown their scene to the rest of the class, discuss possible reasons for their character's actions. They could also do this for their own 'film' scenario.

Go to: www.pinkpanther2.co.uk for information.

ACTIVITY 4: SCENE STEALERS 2

Set the scenario: Disaster has struck in Hollywood! **The Pink Panther 2** director wants to film a few retakes but someone has mislaid all the film scripts! It's your pupils' job to rewrite the script for the scene using the correct style for a screenplay.

You will need:

- ◆ Footage from the film from www.pinkpanther2.co.uk
- ◆ Examples of screenplays to demonstrate the writing style and page layout.



HISTORY LESSON: MUSEUM PIECES

Set the scenario: Tell your students they're taking charge of the museum while the curator's recovering from the shock of the burglary. Show them a few famous artefacts (the mask of Tutankhamen, perhaps?) and ask them to find out about their origins. They should research dates and make a timeline. Ask them to include information about the people who created and used each item. Reference could be made to the use of primary or secondary sources of evidence.

GEOGRAPHY LESSON: WORLDWIDE INVESTIGATIONS

Explain to the children that there are four main detectives working on the case in the movie. They come from all over the world – France, Italy, Russia and Japan. What do the children know about these countries? Provide them with maps, brochures, books and tour guides for each country.

You could split the children into four groups and give them a set amount of time to find out as many facts as they can on their given country before presenting the data to the rest of the class. Or why not make it a more long-term project? You may need to discuss some key details to focus on, such as capital cities, weather, location etc. Move on to looking at currencies, languages, typical foods and so on.

MODERN LANGUAGES LESSON: INTERNATIONAL DETECTIVES

Explain to the children that there are four main detectives working on the case in the movie. They come from different countries – France, Italy, Russia and Japan. Look at the different languages spoken in these countries and teach the children simple sentences to practise in each, for example saying hello and goodbye, please and thank you, and numbers up to 10.

MUSIC LESSON: SOUNDTRACK SHENANIGANS

Show footage from the film in class which you can find from the film website - www.pinkpanther2.co.uk. Discuss the way music is used in it. How important is it? Run the footage again without music and ask the children what impact music has on the drama? What happens when we change the music? Have fun with it... play lively happy, music to accompany a sad, moving scene and vice versa!



ART LESSONS

ACTIVITY 1: SHADOW PLAY

Use shadows to create a range of pictures. What details can we see in a shadow? What details are missing? Why? Make a shadow collage.

You will need:

- ◆ An overhead projector
- ◆ Chalk and paper to draw the shadows
- ◆ Scissors

ACTIVITY 2: FINGERPRINT FUN

Discuss how the police use fingerprints to record people's identity. Use fingerprints to create a picture, perhaps of **The Pink Panther**. Try using different media to create the fingerprints (e.g. poster paint, ink, pastel smudges).

ACTIVITY 3: AERIAL ART

Discuss aerial pictures with your students. What do they show? Why do they look so different? Look at some aerial pictures together. They could be of familiar locations using Google Earth or Multimap. Have a selection of objects displayed for the children to draw from an aerial perspective.

You will need:

- ◆ <http://earth.google.com>
- ◆ www.multimap.com

ACTIVITY 4: MOVIE POSTERS

Look at a poster for **The Pink Panther 2** film (at the back of this resource pack). What does it tell us? Identify the persuasive vocabulary, how the information is presented (e.g. font sizing and style, images used). Look at the imagery. Does it tell us what the film's about? Using images from the film, the children could create their own posters. When they're finished, compare them to see which features pupils focused on.




PE LESSON: PANTHER DANCERS

Find the music on **The Pink Panther 2** film website www.pinkpanther2.co.uk. Use the music from the film to play in class. Ask the children what they think is happening when the music is playing. Then ask them to make short sequences of movements to match the style of the music playing. You could extend this exercise to include exaggerated comedy-style movements.

ICT ELEMENTS

You can incorporate ICT into many of the lessons above... such as creating PowerPoint presentations for the geography lesson, using creative software to design movie posters or recording drama activities on a video camera.





TERMS

Readers of this resource are bound by all the website terms and conditions of the National Schools Partnership which can be found on the NSP website at <http://www.nationalschoolspartnership.com/terms.html> and the disclaimer below.

DISCLAIMER

Sony Pictures Releasing have no ownership rights in, responsibility for or liability to the readers of this resource. This resource is entirely created and owned by Accessibility Marketing Limited trading as the National Schools Partnership (NSP).

This resource is intended for use by teachers and their pupils and is for guidance purposes only. Readers should verify all information gained from the NSP website with the National School Curriculum before relying on it.

The NSP has taken all reasonable care to ensure that the resources published are accurate on the date of publication or last modification. NSP takes no responsibility for the consequences of error or for any loss or damage suffered by users of any of the information published on any of these pages.

Copyright exists in all original material published on the NSP website and may belong to the author or to NSP depending on the circumstances of publication and may not be reproduced anywhere in the world without permission. The NSP logo and the words NATIONAL SCHOOLS PARTNERSHIP™ are trade marks of NSP and may not be used without permission.

STEVE MARTIN
is back as INSPECTOR CLOUSEAU



INSPECT THE UNEXPECTED

METRO-GOLDWYN-MAYER PICTURES and COLUMBIA PICTURES present a ROBERT SIMMONS production STEVE MARTIN "THE PINK PANTHER 2" JEAN-RENO ALFRED MOLINA EMILY MONTIMER AISHWARYA BAI RACHCHAN
and ANDY GARCIA with LUY TOMLIN and JOHN CLEESE ^{CASTING BY} CHRISTOPHE BECK ^{EDITED BY} JOSEPH G. JULIO ^{PRODUCTION DESIGNER} JULIA WONG ^{EXECUTIVE PRODUCERS} RUSSELL SMITH ^{EXECUTIVE PRODUCERS} DENIS CROSSAN ^{EXECUTIVE PRODUCERS} IRA SHUMAN SHAWN LEVY
WRITTEN BY MAURICE NICHLIN & BLAKE EDWARDS ^{BASED UPON THE PINK PANTHER CHARACTERS CREATED BY} BLAKE EDWARDS ^{SCREENPLAY BY} SCOTT NEUSTADTER & MICHAEL H. WEBER ^{PRODUCED BY} SCOTT NEUSTADTER & MICHAEL H. WEBER AND STEVE MARTIN



pinkpanther2.co.uk

FEBRUARY 13

BY HARALD ZWART

